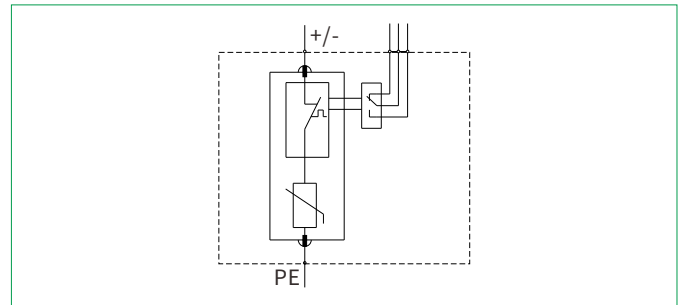
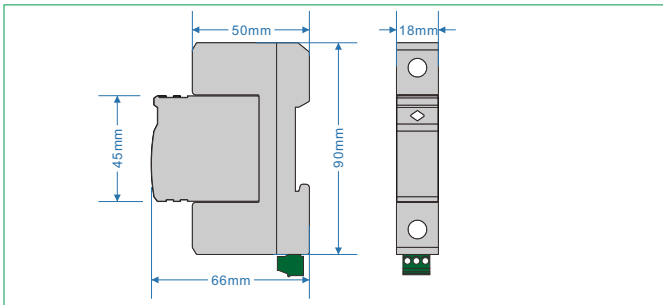


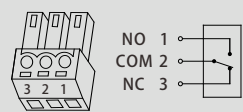
FV20C/1 -***PV (S)



- ◆ DC surge protective device used for photovoltaic system.
- ◆ The core parts are metal oxide varistor components with high discharge capacity.
- ◆ With Reliable control thanks to Thermo Dynamic Control disconnecter.
- ◆ Remote signaling contact for control device optional.
- ◆ Fault indication via red mark in the inspection window.
- ◆ 1 poles, I type.



Model No.	FV20C/1-48PV (S)	FV20C/1-96PV (S)	FV20C/1-500PV (S)	FV20C/1-600PV (S)	FV20C/1-800PV (S)	FV20C/1-1000PV (S)
Test class IEC/EN/VDE	Class II/C/ <u>IT2</u>					
Type of Network	Photovoltaic system					
Protection Mode	+/- — PE					
Nominal voltage 50(60)Hz U _N	48V dc	96V dc	500V dc	600V dc	800V dc	1000V dc
Rated Voltage (Max. Cont. Operating Voltage) U _{CPV}	75V dc	125V dc	560V dc	670V dc	825V dc	1060V dc
Max. discharge current (8/20μs) I _{max}	40kA					
Nominal discharge current (8/20μs) I _n	20kA					
Voltage protective level U _p	≤0.6kV	≤0.8kV	≤1.8kV	≤2.4kV	≤3.0kV	≤3.6kV
Response time t _a	≤25ns					
Recommended back-up fuse	125A					
Isolation resistance	>10 ² MΩ					
I/O Connections	Multi core wire: 4mm ² ~25mm ²					
Mounting	35mm Symmetrical rail (EN50022/DIN46277-3)					
Operation temperature range / humidity / altitude	-40°C~+80°C / 30%~90% / 3000m					
Degree of protection	IP20					
Housing material	UL94 V-0					
Disconnection indicator	Mechanical indicator (Green: OK, Red: replace)					
Remote control contact	Optional					

Port definition of remote control contact	Range of signal access		Recommended wire specification	
	AC	U _{max} ≤250V	Single core wire	Max ≤1.5mm ²
		I _{max} ≤0.5A		
	DC	U _{max} ≤60V	Multi core wire	Max ≤1.3mm ²
		I _{max} ≤0.1A		

Remark: if the model number is without "S", the model is without remote control contact function